

Van Zandt County
Monthly Financial & Investment Report
Month Ending January 31, 2020

TO BE RECORDED IN THE FEBRUARY 19, 2020 MINUTES

OF THE COMMISSIONERS' COURT

BY VAN ZANDT COUNTY CLERK.

SUBMITTED THIS THE 14TH DAY OF FEBRUARY 2020




Kenny Edwards, Treasurer

The Van Zandt County Commissioners' Court, having reviewed the Treasurer's Report as presented, having taken reasonable steps to ensure its accuracy, and based upon presentations of the Treasurer's Office, does hereby approve the Report, subject to the independent auditor's review and does further order that it be filed with the official minutes of this meeting. {LGC 114.026(c)}

In addition, the below signatures affirm that the Treasurers' Report complies with statutes as referenced. {LGC 114.026(d)}S



Don Kirkpatrick, Van Zandt County Judge




Brandon Brown

Commissioner Precinct #1



Keith Pearson

Commissioner Precinct #3



Virgil Melton, Jr.

Commissioner Precinct #2

Tim West

Commissioner Precinct #4

FUND NAME	CHECKING ACCOUNT	CHECKING AMOUNT	TDOA ACCOUNT	TDOA AMOUNT	FUND TOTAL
2020 010 GENERAL FUND	FIN CLEAR AMERICAN CTY JURY	352,342.47 3,349.00	TDOA MBIA	5,083,771.93 1,334.05	5,440,797.45
2020 012 RESERVE FUNDS	FIN CLEAR		TDOA MBIA		
2020 015 SHERIFF CHAPTER 59 FORFEITURE	FIN CLEAR AMERICAN	4,342.60	TDOA MBIA	15,303.06	19,645.66
2020 016 DA FORFEITURE FUND	FIN CLEAR		TDOA MBIA		
	ESCRROW #1	3,103.10			
	ESCRROW #2	2,679.19			
	ESCRROW #3	1,171.47			
	ESCRROW #4				
	ESCRROW #5	3,718.17			
	ESCRROW #6				
	ESCRROW #7				
	ESCRROW #8	520.46			
	ESCRROW #9	1,019.98			
	ESCRROW #10	29,022.57			
	ESCRROW #11	651.88			
	ESCRROW #12	11,528.98			
	ESCRROW #13				
	ESCRROW #14				
	ESCRROW #15				
	ESCRROW #16				
	ESCRROW #17	7,190.62			
	ESCRROW #18	1,701.09			
	ESCRROW #19	1,536.61			
	ESCRROW #20	3,510.85			
	ESCRROW #21	6,403.68			
	ESCRROW #22	2,307.06			
	ESCRROW #23	8,139.32			
	ESCRROW #24	12,387.82			
	ESCRROW #25				
	ESCRROW #26	1,000.49			
	ESCRROW #27	2,923.94			
	ESCRROW #28	2,711.56			
	ESCRROW #29				
	ESCRROW #30	537.52			
	ESCRROW #31	328.67			
	ESCRROW #32				
	ESCRROW #33	3,651.82			
	ESCRROW #34	9,651.81			
	ESCRROW #35	202.69			
	ESCRROW #36	3,129.68			
	ESCRROW #37				
	ESCRROW #38				
	ESCRROW #39	1,479.79			
	ESCRROW #40				
	ESCRROW #41				
	ESCRROW #42				
	ESCRROW #43				
	ESCRROW #44				
	ESCRROW #45				

FUND NAME	CHECKING ACCOUNT	CHECKING AMOUNT	TDOA ACCOUNT	TDOA AMOUNT	FUND TOTAL
2020 017 BUILDING SECURITY FUND	ESCR0W #46				
	ESCR0W #47				
	ESCR0W #48				
	ESCR0W #49				
	ESCR0W #50				
	ESCR0W #51				
	ESCR0W #52				
	ESCR0W #53				
	ESCR0W #54				
	ESCR0W #55				
	ESCR0W #56				
	ESCR0W #57				
	ESCR0W #58				
	ESCR0W #59				
ESCR0W #60					
ESCR0W #61					
ESCR0W #62					
ESCR0W #63					
ESCR0W #64					
ESCR0W #65					
ESCR0W #66					
ESCR0W #67					
ESCR0W #68					
ESCR0W #69					
ESCR0W #70					
ESCR0W #71					
ESCR0W #72					
ESCR0W #73					
ESCR0W #74					
ESCR0W #75					
ESCR0W #76					
ESCR0W #77					
ESCR0W #78					
ESCR0W #79					
ESCR0W #80					
ESCR0W #81					
ESCR0W #82					
ESCR0W #83					
ESCR0W #84					
ESCR0W #85					
ESCR0W #86					
ESCR0W #87					
ESCR0W #88					
	FIN CLEAR	19,967.01	TDOA MBIA		135,281.62
2020 018 JUSTICE COURT BIDG SECURITY FUND	FIN CLEAR	1,536.55	TDOA	9,380.14	10,916.69
2020 019 DA FORFEITURE FUND	ESCR0W #13				
	ESCR0W #14				
	ESCR0W #15				
	ESCR0W #16				
ESCR0W #45					
	FIN CLEAR	180,001.07	TDOA	557,578.28	12,293.55

FUND NAME	CHECKING ACCOUNT	CHECKING AMOUNT	TDOA ACCOUNT	TDOA AMOUNT	FUND TOTAL
2020 022 ROAD & BRIDGE - PCT. 2	FIN CLEAR	126,065.35	TDOA MBIA	944,477.57	1,389,100.90
2020 023 ROAD & BRIDGE - PCT. 3	FIN CLEAR	150,001.20	TDOA MBIA	318,557.98	1,118,518.31
2020 024 ROAD & BRIDGE - PCT. 4	FIN CLEAR	150,000.51	TDOA MBIA	968,516.46	773,843.40
2020 026 ROAD & BRIDGE - GEN	FIN CLEAR	5,061.87	TDOA MBIA	623,478.71	6,079.92
2020 035 VICTIM COORDINATOR GRANT	FIN CLEAR	3,605.67-	TDOA MBIA	364.18	3,605.67-
2020 036 DA FORFEITURE FUND II	FIN CLEAR	186.94	TDOA MBIA	1,018.05	3,401.47
2020 037 CONSTABLE PCT #4 SEIZURE	FIN CLEAR	760.89	TDOA MBIA	3,214.53	6,623.72
2020 040 COUNTY LAW LIBRARY FUND	FIN CLEAR	4,450.71	TDOA MBIA	5,862.83	68,952.35
2020 042 COUNTY FREE LIBRARY	FIN CLEAR	8,975.96	TDOA MBIA	64,501.64	8,975.96
2020 047 DIGITIZE RECORDS	FIN CLEAR	1,788.80	TDOA MBIA	87,639.36	89,428.16
2020 048 SUPPLEMENTAL GUARDIANSHIP	FIN CLEAR	517.22	TDOA	34,339.85	34,857.07
2020 049 COUNTY CHILD ABUSE PREVENTION	FIN CLEAR	1,174.24	TDOA	8,255.23	9,429.47
2020 050 COUNTY SPECIALTY COURT ACCOUNT	FIN CLEAR		TDOA MBIA	.03	.03
2020 052 COUNTY & DISTRICT TECH FUND	FIN CLEAR	216.92	TDOA MBIA	6,670.38	6,887.30
2020 053 CAPITALCREDITSECONOMICDEVELOP	FIN CLEAR	507.53	TDOA	335,455.97	335,963.50
2020 054 DISTRICT CLERK TECHNOLOGY FUND	FIN CLEAR	836.24	TDOA	26,942.45	27,778.69
2020 055 CHAPTER 19	FIN CLEAR		TDOA MBIA		
2020 056 COUNTY RECORDS FUND	FIN CLEAR	4,372.98	TDOA MBIA	136,618.17	140,991.15
2020 057 COUNTY CLERK RECORDS FUND	FIN CLEAR	8,387.18	TDOA MBIA	176,276.83	184,664.01
2020 058 DISTRICT CLERK RECORDS FUND	FIN CLEAR	3,440.55	TDOA	5,412.07	8,852.62

DATE 02/14/2020 TIME 09:22

COMBINED STATEMENT OF CASH POSITION FOR JANUARY

FUND NAME	CHECKING ACCOUNT	CHECKING AMOUNT	TDOA ACCOUNT	TDOA AMOUNT	FUND TOTAL
2020 059 COUNTY CLERK ARCHIVE	FIN CLEAR	11,432.91	TDOA	366,411.70	377,844.61
2020 070 PERMANENT IMPROVEMENT FUND	FIN CLEAR	3,961.57	TDOA MBIA	43,535.37	47,496.94
2020 075 RIGHT-OF-WAY FUND	FIN CLEAR		TDOA MBIA		
2020 084 TAX ANTICIPATION NOTES	FIN CLEAR		TDOA MBIA		
2020 085 DEBT SERVICE FUND	DEBT CL	479,624.94	TDOA MBIA	10.82	479,635.76
2020 087 VZC INDIGENT HEALTH PROGRAM	FIN CLEAR	21,216.49	TDOA MBIA	139,192.06	160,408.55
2020 088 SOLI CONSERVATION DIST FUND	FIN CLEAR	8,742.01	TDOA MBIA	69,118.30	77,860.31
2020 090 APPELLATE JUSTICE SYSTEM FUND	FIN CLEAR	420.35	TDOA MBIA		420.35
2020 095 PAYROLL CLEARING ACCOUNT	PAYCLEAR	194,039.82	MBIA		194,039.82
2020 096 GEN FIXED ASSETS ACCOUNT	GRP		MBIA		
2020 097 LONG TERM DEBT GROUP			MBIA		
2020 131 VAN ZANDT COUNTY JAIL	FIN CLEAR	121,368.38	TDOA MBIA	323,500.00	444,868.38
2020 132 VAN ZANDT COUNTY SHERIFF DEPT	FIN CLEAR	182,332.45	TDOA MBIA	87,000.00	269,332.45
2020 145 SOLID WASTE GRANT	FIN CLEAR	203.03			203.03
2020 400 FRUITVALE 2011 TXCDBG	710056WATER				
2020 401 BENWHEELERMSC	71348911131115				
2020 402 LITTLEHOPEMOOREMSC	7130260813				
2020 540 PRETRIAL SUPERVISION	FIN CLEAR	4,553.07	TDOA	134,147.63	138,700.70
2020 541 COMMUNITY SUP & CORRECTIONS	FIN CLEAR	37,368.24	TDOA MBIA	369,966.17	407,334.41
2020 542 ADULT PROBATION CIVIL	FIN CLEAR	6,816.30	TDOA MBIA	50,968.06	367,344.23
2020 543 HIGH RISK SUBSTANCE ABUSE	-CFIN CLEAR	3,261.49	TDOA MBIA	309,559.87	3,261.49
2020 544 HIGH RISK SEX OFFENDER	-CCP FIN CLEAR	2,352.52	TDOA		2,352.52

FUND NAME	CHECKING ACCOUNT	CHECKING AMOUNT	TDOA ACCOUNT	TDOA AMOUNT	FUND TOTAL
2020 545 GRANT C COMMIT REDUCTION PROJIN CLEAR	FIN CLEAR	1,859.30	TDOA MBIA		1,859.30
2020 546 JUVENILE PROBATION FUND	FIN CLEAR	10,608.95	TDOA MBIA		10,608.95
2020 547 VZCJPD STATE AID GRANT	FIN CLEAR	13,704.03	TDOA MBIA		13,704.03
2020 549 VZCJPD - GRANT N	FIN CLEAR	9,473.19	TDOA MBIA		9,473.19
2020 550 D A SUPPLEMENTAL FUND	FIN CLEAR	1,569.53-	TDOA MBIA	92.05	1,477.48-
2020 551 VOICES - JUV CJD GRANT	FIN CLEAR	2,185.03-	TDOA		2,185.03-
2020 552 ETCOG RESIDENTIAL	FIN CLEAR	2,061.00-	TDOA MBIA		2,061.00-
2020 555 JUVENILE PROBATION INTEREST	FIN CLEAR	75.70	TDOA MBIA	23,812.80	23,888.50
2020 556 REGIONAL SERVICE ENHANCEMENT	FIN CLEAR	31,276.42	TDOA		31,276.42
2020 558 GRANT S	FIN CLEAR	2,682.52	TDOA MBIA		2,682.52
2020 559 MENTAL IMPAIRMENT CASELOAD	FIN CLEAR	17,175.67	TDOA MBIA		17,175.67
2020 565 INDIGENT DEFENSE GRANT	FIN CLEAR	13,406.49	TDOA	25,587.50	38,993.99
2020 567 FIRE MARSHAL	FIN CLEAR	25,329.12	TDOA	271,619.86	296,948.98
2020 568 TECHNOLOGY RESOURCES	FIN CLEAR		TDOA		
2020 569 HAVA ELECTION GRANT	FIN CLEAR	15,359.98	TDOA		15,359.98
2020 570 GOLDEN WATER SUPPLY CORP	FIN CLEAR				
2020 580 D.A. CHECK COLLECTION FUND	FIN CLEAR	3,348.19	TDOA MBIA	10,640.89	13,989.08
2020 591 CONSTABLE #1 TLEOSE FUND	FIN CLEAR	1,849.26	TDOA MBIA		1,849.26
2020 592 CONSTABLE #2 TLEOSE FUND	FIN CLEAR	1,728.56	MBIA		1,728.56
2020 593 CONSTABLE #3 TLEOSE FUND	FIN CLEAR	1,359.92	MBIA		1,359.92
2020 594 CONSTABLE #4 TLEOSE FUND	FIN CLEAR	4,947.84	TDOA MBIA		4,947.84
2020 595 SHERIFF TLEOSE FUND	FIN CLEAR	7,108.47	MBIA		7,108.47
2020 596 DA TLEOSE FUND	FIN CLEAR	1,613.10	MBIA		1,613.10
2020 600 JUSTICE COURT TECHNOLOGY FUN	FIN CLEAR	1,497.67	TDOA	53,491.41	

FUND NAME	CHECKING ACCOUNT	CHECKING AMOUNT	TDOA ACCOUNT	TDOA AMOUNT	FUND TOTAL
2020 800 CONTRIBUTION RELIEF FUND	FIN CLEAR		TDOA	16,082.93	16,082.93
2020 802 VETERAN'S MEMORIAL WALL FUNDFIN CLEAR			TDOA		
2020 803 HISTORICAL COMMISSION	FIN CLEAR	3,152.59	TDOA	5,265.75	8,418.34
2020 804 VAN TORNADO-ASSISTANCE	FIN CLEAR				
2020 805 FEMA - DEC 2015 STORM	FIN CLEAR		TDOA		
2020 806 FEMA APRIL 2016 STORM	FIN CLEAR				
2020 807 HAZARD MITIGATION GRANT	FIN CLEAR	31,176.99-	TDOA		31,176.99-
2020 808 COURTHOUSE PLANNING GRANT	FIN CLEAR				
2020 809 PRETRIAL INTERVENTION PROGRAMFIN CLEAR		5,900.00	TDOA	49,665.19	55,565.19
2020 810 SHERIFF JUSTICE FORFEITURE FIN CLEAR		2,614.14	TDOA	15,382.70	17,996.84
2020 811 SHERIFF TREASURY FORFEITURE FIN CLEAR			TDOA		
2020 812 CONSTABLE PCT #1 FORFEITURE FIN CLEAR		500.00	TDOA		500.00
2020 813 VOICES - JUV CJD GRANT	FIN CLEAR	3,441.72-			3,441.72-
2020 814 LOCAL TRUANCY PREVENTION & DEIN CLEAR			TDOA		
TOTAL		2,386,083.70		11,780,025.11	14,166,108.81

CHECK ACCOUNT

CHECK

ACCOUNT BALANCE - FIN CLEAR	1,561,494.77
ACCOUNT BALANCE - CTY JURY	3,349.00
ACCOUNT BALANCE - ESCROW #1	3,103.10
ACCOUNT BALANCE - ESCROW #2	2,679.19
ACCOUNT BALANCE - ESCROW #3	1,171.47
ACCOUNT BALANCE - ESCROW #5	3,718.17
ACCOUNT BALANCE - ESCROW #8	520.46
ACCOUNT BALANCE - ESCROW #9	1,019.98
ACCOUNT BALANCE - ESCROW #10	29,022.57
ACCOUNT BALANCE - ESCROW #11	651.88
ACCOUNT BALANCE - ESCROW #12	11,528.98
ACCOUNT BALANCE - ESCROW #14	1,163.66
ACCOUNT BALANCE - ESCROW #15	6,493.74
ACCOUNT BALANCE - ESCROW #16	2,953.09
ACCOUNT BALANCE - ESCROW #17	7,190.62
ACCOUNT BALANCE - ESCROW #18	1,701.09
ACCOUNT BALANCE - ESCROW #19	1,536.61
ACCOUNT BALANCE - ESCROW #20	3,510.85
ACCOUNT BALANCE - ESCROW #21	6,403.68
ACCOUNT BALANCE - ESCROW #22	2,307.06
ACCOUNT BALANCE - ESCROW #23	8,139.32
ACCOUNT BALANCE - ESCROW #24	12,387.82
ACCOUNT BALANCE - ESCROW #26	1,000.49
ACCOUNT BALANCE - ESCROW #27	2,923.94
ACCOUNT BALANCE - ESCROW #28	2,711.56
ACCOUNT BALANCE - ESCROW #30	537.52
ACCOUNT BALANCE - ESCROW #31	328.67
ACCOUNT BALANCE - ESCROW #33	3,651.82
ACCOUNT BALANCE - ESCROW #34	9,651.81
ACCOUNT BALANCE - ESCROW #35	202.69
ACCOUNT BALANCE - ESCROW #36	3,129.68
ACCOUNT BALANCE - ESCROW #39	1,479.79
ACCOUNT BALANCE - ESCROW #45	1,683.06
ACCOUNT BALANCE - ESCROW #58	.30
ACCOUNT BALANCE - ESCROW #59	5,033.42
ACCOUNT BALANCE - ESCROW #72	4,293.35
ACCOUNT BALANCE - ESCROW #77	2,321.92
ACCOUNT BALANCE - ESCROW #84	639.94
ACCOUNT BALANCE - ESCROW #86	781.87
ACCOUNT BALANCE - DEBT CL	479,624.94
ACCOUNT BALANCE - PAYCLEAR	194,039.82
TOTAL	<u>2,386,083.70</u>

TDOA ACCOUNT

TDOA

ACCOUNT BALANCE - TDOA	11,150,204.73
ACCOUNT BALANCE - MBIA	629,820.38

TOTAL

11,780,025.11

FUND NAME	***** MONTH TO DATE ***** REVENUES	***** YEAR TO DATE ***** REVENUES	***** MONTH TO DATE ***** EXPENSES	***** YEAR TO DATE ***** EXPENSES
2020 GENERAL FUND	2,817,188.05	6,760,754.01	922,486.38	3,664,905.49
2020 RESERVE FUNDS	.00	.00	.00	.00
2020 SHERIFF CHAPTER 59 FORFEITURE	20.27	86.70	.00	.00
2020 DA FORFEITURE FUND	.00	.00	.00	.00
2020 BUILDING SECURITY FUND	7,734.03	19,304.87	3,518.90	16,356.30
2020 JUSTICE COURT BLDG SECURITY	282.65	770.01	124.00	1,284.15
2020 DA FORFEITURE FUND	.00	.00	.00	.00
2020 ROAD & BRIDGE - PCT. 1	354,412.37	961,222.95	180,264.34	649,056.50
2020 ROAD & BRIDGE - PCT. 2	429,787.92	1,046,347.54	65,062.48	457,117.88
2020 ROAD & BRIDGE - PCT. 3	398,508.17	966,073.16	125,286.26	506,251.73
2020 ROAD & BRIDGE - PCT. 4	336,016.78	853,886.30	293,719.30	508,901.26
2020 ROAD & BRIDGE - GEN	4,719.65	18,879.01	3,795.74	14,989.01
2020 VICTIM COORDINATOR GRANT	12,276.78	15,680.63	4,443.54	20,124.17
2020 DA FORFEITURE FUND II	171.26	1,987.61	1,264.97	5,971.77
2020 CONSTABLE PCT #4 SEIZURE	7.76	33.18	.00	.00
2020 COUNTY LAW LIBRARY FUND	5,167.56	8,335.15	2,145.03	6,435.09
2020 COUNTY FREE LIBRARY	10,863.95	43,978.90	10,826.65	40,792.01
2020 DIGITIZE RECORDS	1,628.86	2,962.82	.00	.00
2020 SUPPLEMENTAL GUARDIANSHIP	721.86	849.18	.00	.00
2020 COUNTY CHILD ABUSE PREVENTION	152.57	493.34	.00	.00
2020 COUNTY SPECIALTY COURT ACCOUNT	.00	.00	.00	.00
2020 COUNTY & DISTRICT TECH FUND	221.18	350.82	.00	.00
2020 CAPITALCREDITSECONOMICDEVELOP	444.56	1,919.12	.00	9,000.00
2020 DISTRICT CLERK TECHNOLOGY FUND	721.12	2,202.23	.00	.00
2020 CHAPTER 19	.00	.00	.00	.00
2020 COUNTY RECORDS FUND	3,407.64	5,373.07	175.00	935.00

FUND NAME	**** MONTH TO DATE **** REVENUES	DATE EXPENSES	**** YEAR TO DATE **** REVENUES	DATE EXPENSES
2020 COUNTY CLERK RECORDS FUND	26,683.09	3,405.26	27,285.82	6,521.02
2020 DISTRICT CLERK RECORDS FUND	375.29	.00	1,224.76	.00
2020 COUNTY CLERK ARCHIVE	26,851.27	.00	28,243.03	.00
2020 PERMANENT IMPROVEMENT FUND	78.89	16,916.28	535.37	32,816.28
2020 RIGHT-OF-WAY FUND	.00	.00	.00	.00
2020 TAX ANTICIPATION NOTES	.00	.00	.00	.00
2020 DEBT SERVICE FUND	273,466.83	.00	684,509.96	467,922.20
2020 VZC INDIGENT HEALTH PROGRAM	12,083.33	6,161.06	48,525.38	27,103.42
2020 SOIL CONSERVATION DIST FUND	91.58	6,074.80	391.59	6,074.80
2020 APPELLATE JUSTICE SYSTEM FUND	728.00	1,145.00	1,145.00	1,145.00
2020 PAYROLL CLEARING ACCOUNT.	.00	.00	.00	.00
2020 GEN FIXED ASSETS ACCOUNT GRP	.00	.00	.00	.00
2020 LONG TERM DEBT GROUP	.00	.00	.00	.00
2020 VAN ZANDT COUNTY JAIL	218,505.08	214,483.26	862,348.87	726,721.82
2020 VAN ZANDT COUNTY SHERIFF DEPT	216,697.17	210,513.59	872,628.18	864,629.17
2020 SOLID WASTE GRANT	.00	.00	.00	.00
2020 FRUITVALE 2011 TXCDBG 710056	.00	.00	.00	.00
2020 BENNHEILERWSC 71348911131115	.00	.00	.00	.00
2020 LITTLEHOPEMOOREWSC713026081315	.00	.00	.00	.00
2020 PRETRIAL SUPERVISION	3,162.77	3,243.95	16,344.97	16,683.92
2020 COMMUNITY SUP & CORRECTIONS	34,512.11	41,084.10	253,545.74	208,817.00
2020 ADULT PROBATION CIVIL	3,034.34	1,209.48	12,799.30	5,782.24
2020 HIGH RISK SUBSTANCE ABUSE -CCP	.00	3,793.59	22,017.58	18,802.59
2020 HIGH RISK SEX OFFENDER -CCP	.00	4,437.72	24,419.25	22,007.57
2020 GRANT C COMMIT REDUCTION PROG	5,046.00	4,883.94	25,228.00	23,676.38
2020 JUVENILE PROBATION FUND	75,949.40	43,047.13	184,999.30	211,500.20

FUND NAME	***** MONTH TO DATE ***** REVENUES	DATE ***** EXPENSES	***** YEAR TO DATE ***** REVENUES	DATE ***** EXPENSES
2020 VZCJPD STATE AID GRANT	27,400.00	28,058.43	162,828.48	139,120.25
2020 VZCJPD - GRANT N	7,496.00	6,881.92	42,443.00	37,449.42
2020 D A SUPPLEMENTAL FUND	.10	1,800.00	.47	7,427.24
2020 VOICES - JUV CJD GRANT	.00	17.00	12,672.11	4,223.68
2020 ETCOG RESIDENTIAL	2,296.51	450.00	2,296.51	2,880.48
2020 JUVENILE PROBATION INTEREST	3.40	.00	8.41	.00
2020 REGIONAL SERVICE ENHANCEMENT	34,830.42	3,554.00	34,830.42	3,554.00
2020 GRANT S	4,273.00	4,863.01	21,365.00	19,898.40
2020 MENTAL IMPAIRMENT CASELOAD	.00	.00	17,236.00	60.33
2020 INDIGENT DEFENSE GRANT	33.90	3,962.11	144.95	15,221.91
2020 FIRE MARSHAL	54,486.75	12,092.04	56,297.22	43,791.64
2020 TECHNOLOGY RESOURCES	.00	.00	.00	.00
2020 HAVA ELECTION GRANT	.00	.00	.00	.00
2020 GOLDEN WATER SUPPLY CORP	.00	.00	.00	.00
2020 D.A. CHECK COLLECTION FUND	184.65	244.75	690.80	966.46
2020 CONSTABLE #1 TLEOSE FUND	.00	.00	.00	.00
2020 CONSTABLE #2 TLEOSE FUND	.00	.00	.00	.00
2020 CONSTABLE #3 TLEOSE FUND	.00	.00	.00	.00
2020 CONSTABLE #4 TLEOSE FUND	.00	.00	.00	.00
2020 SHERIFF TLEOSE FUND	.00	1,035.50	.00	1,525.50
2020 DA TLEOSE FUND	.00	.00	.00	.00
2020 JUSTICE COURT TECHNOLOGY FUND	1,156.43	1,874.57	3,184.12	12,069.77
2020 CONTRIBUTION RELIEF FUND	.00	.00	.00	.00
2020 VETERAN'S MEMORIAL WALL FUND	.00	.00	.00	.00
2020 HISTORICAL COMMISSION	140.97	.00	2,063.52	2,000.00
2020 VAN TORNAO-ASSISTANCE	.00	.00	.00	.00

FUND NAME	***** MONTH TO DATE ***** REVENUES	***** MONTH TO DATE ***** EXPENSES	***** YEAR TO DATE ***** REVENUES	***** YEAR TO DATE ***** EXPENSES
2020 FEMA - DEC 2015 STORM	.00	.00	.00	.00
2020 FEMA APRIL 2016 STORM	.00	.00	.00	.00
2020 HAZARD MITIGATION GRANT	4,037.26	.00	4,037.26	3,887.00
2020 COURTHOUSE PLANNING GRANT	.00	.00	.00	.00
2020 PRETRIAL INTERVENTION PROGRAM	4,715.82	.00	8,543.60	.00
2020 SHERIFF JUSTICE FORFEITURE FUN	20.38	.00	87.15	.00
2020 SHERIFF TREASURY FORFEITURE FU	.00	.00	.00	.00
2020 CONSTABLE PCT #1 FORFEITURE FU	.00	.00	.00	.00
2020 VOICES - JUV CJD GRANT	9,662.35	3,441.72	9,662.35	13,104.07
2020 LOCAL TRUANCY PREVENTION & DIV	.00	.00	.00	.00
TOTAL	5,432,458.08	2,241,786.80	14,156,074.07	8,849,504.12

ACCOUNT NAME	BEGINNING CASH BALANCE	CASH RECEIPTS	CASH DISBURSEMENTS	ENDING CASH BALANCE
2020 010 GENERAL FUND				
COINS	1.00			1.00
CASH	332,594.20	3,641,048.09	3,621,299.82	352,342.47
RETURNED CHECK FEES	.00	.00	.00	.00
AMERICAN NATIONAL CASH	.00	.00	.00	.00
VZC JURY CASH CLEARING	3,349.00	2,306.00	2,306.00	3,349.00
VZC CHECKING DEBT SERVICE	.00	.00	.00	.00
PETTY CASH COLLECTION-PCT. 1	100.00	.00	.00	100.00
PETTY CASH-CITY CLERK	500.00	.00	.00	500.00
PETTY CASH-DIST CLERK	400.00	.00	.00	400.00
COUNTY COURT JURY CASH	.00	.00	.00	.00
DISTRICT COURT JURY CASH	.00	.00	.00	.00
PETTY CASH-JP #1	200.00	.00	.00	200.00
PETTY CASH-JP #2	200.00	.00	.00	200.00
PETTY CASH - JP#4	200.00	.00	.00	200.00
PETTY CASH-SHERIFF	.00	.00	.00	.00
PETTY CASH-TAX COLLECTOR	3,000.00	.00	.00	3,000.00
PETTY CASH-TAX COLL (BOAT)	.00	.00	.00	.00
PETTY CASH-TAX (BOAT CK ACCT)	2.70	.00	.00	2.70
TIME DEPOSIT ON ACCOUNT	3,190,723.93	2,257,006.00	363,958.00	5,083,771.93
MBIA MUNICIPAL INVESTORS SERV	1,331.95	2.10	.00	1,334.05
FUND TOTALS	3,532,602.78	5,900,362.19	3,987,563.82	5,445,401.15
2020 012 RESERVE FUNDS				
CASH	.00	.00	.00	.00
TIME DEPOSIT ON ACCOUNT	.00	.00	.00	.00
MBIA MUNICIPAL INVESTORS SERV	.00	.00	.00	.00
FUND TOTALS	.00	.00	.00	.00
2020 015 SHERIFF CHAPTER 59 FORFEITURE				
CASH	4,342.60	.00	.00	4,342.60
AMERICAN NATIONAL CASH	.00	.00	.00	.00
CASH-OTHER	.00	.00	.00	.00
TIME DEPOSIT ON ACCOUNT	15,282.79	20.27	.00	15,303.06
MBIA MUNICIPAL INVESTORS SERV	.00	.00	.00	.00
FUND TOTALS	19,625.39	20.27	.00	19,645.66
2020 016 DA FORFEITURE FUND				
CASH	.00	.00	.00	.00
D. A. ESCROW/BART ROGERS	3,102.82	556.98	556.70	3,103.10
D. A. ESCROW/SOLITZ	.00	2,679.19	.00	2,679.19
D. A. ESCROW/CALE	1,171.32	.15	.00	1,171.47
D. A. ESCROW	.00	.00	.00	.00
D. A. ESCROW/JOSEPH	3,717.83	.34	.00	3,718.17
D. A. ESCROW	556.67	556.73	1,113.40	.00
D. A. ESCROW	.00	.00	.00	.00
D. A. ESCROW/CAREN WHITE	520.41	.05	.00	520.46
D. A. ESCROW/STANLEY CRAVEN	1,019.85	.13	.00	1,019.98
D. A. ESCROW	29,019.94	2.63	.00	29,022.57
D. A. ESCROW/SAYULLO	651.82	.06	.00	651.88
D. A. ESCROW/ASHFRD, BRCHR, ALEX	11,527.93	1.05	.00	11,528.98
D. A. ESCROW	.00	.00	.00	.00
D. A. ESCROW	.00	.00	.00	.00
D. A. ESCROW	.00	.00	.00	.00
D. A. ESCROW	.00	.00	.00	.00
D. A. ESCROW/K.TURNER	7,189.97	.65	.00	7,190.62

ACCOUNT NAME	BEGINNING CASH BALANCE	CASH RECEIPTS	CASH DISBURSEMENTS	ENDING CASH BALANCE
2020 021 ROAD & BRIDGE - PCT. 1				
CASH	183,153.46	442,274.08	445,426.47	180,001.07
TIME DEPOSIT ON ACCOUNT	330,440.00	300,598.28	73,460.00	557,578.28
MBIA MUNICIPAL INVESTORS	3.64	.01	.00	3.65
FUND TOTALS	513,597.10	742,872.37	518,886.47	737,583.00
2020 022 ROAD & BRIDGE - PCT. 2				
CASH	131,814.15	428,308.28	434,057.08	126,065.35
TIME DEPOSIT ON ACCOUNT	568,498.88	375,978.69	.00	944,477.57
MBIA MUNICIPAL INVESTORS	318,057.03	500.95	.00	318,557.98
FUND TOTALS	1,018,370.06	804,787.92	434,057.08	1,389,100.90
2020 023 ROAD & BRIDGE - PCT. 3				
CASH	103,410.21	519,805.48	473,214.49	150,001.20
TIME DEPOSIT ON ACCOUNT	740,224.11	301,142.35	72,850.00	968,516.46
MBIA MUNICIPAL INVESTORS	.65	.00	.00	623,478.71
FUND TOTALS	843,634.97	820,947.83	546,064.49	1,118,518.31
2020 024 ROAD & BRIDGE - PCT. 4				
CASH	159,337.69	404,938.89	414,276.07	150,000.51
TIME DEPOSIT ON ACCOUNT	567,401.39	125,809.32	69,732.00	623,478.71
MBIA MUNICIPAL INVESTORS	363.61	.57	.00	364.18
FUND TOTALS	727,102.69	530,748.78	484,008.07	773,843.40
2020 026 ROAD & BRIDGE - GEN				
CASH	4,139.29	4,718.32	3,795.74	5,061.87
TIME DEPOSIT ON ACCOUNT	1,016.72	1.33	.00	1,018.05
MBIA MUNICIPAL INVESTORS	.00	.00	.00	1,018.05
FUND TOTALS	5,156.01	4,719.65	3,795.74	6,079.92
2020 035 VICTIM COORDINATOR GRANT				
CASH	11,438.91	12,276.78	4,443.54	3,605.67
TIME DEPOSIT ON ACCOUNT	.00	.00	.00	.00
MBIA MUNICIPAL INVESTORS	.00	.00	.00	.00
FUND TOTALS	11,438.91	12,276.78	4,443.54	3,605.67
2020 036 DA FORFEITURE FUND II				
CASH	1,284.90	167.01	1,264.97	186.94
TIME DEPOSIT ON ACCOUNT	3,210.28	4.25	.00	3,214.53
MBIA MUNICIPAL INVESTORS	.00	.00	.00	.00
FUND TOTALS	4,495.18	171.26	1,264.97	3,401.47
2020 037 CONSTABLE PCT #4 SEIZURE				
CASH	760.89	.00	.00	760.89
TIME DEPOSIT ON ACCOUNT	5,855.07	7.76	.00	5,862.83
MBIA MUNICIPAL INVESTORS	.00	.00	.00	.00
FUND TOTALS	6,615.96	7.76	.00	6,623.72
2020 040 COUNTY LAW LIBRARY FUND				
CASH	5,510.74	5,085.00	6,145.03	4,450.71

ACCOUNT NAME	BEGINNING CASH BALANCE	CASH RECEIPTS	CASH DISBURSEMENTS	ENDING CASH BALANCE
2020 042 COUNTY FREE LIBRARY				
CASH	8,397.32	10,863.95	10,285.31	8,975.96
TIME DEPOSIT ON ACCOUNT	.00	.00	.00	.00
MBIA MUNICIPAL INVESTORS SERV	.00	.00	.00	.00
FUND TOTALS	8,397.32	10,863.95	10,285.31	8,975.96
2020 047 DIGITIZE RECORDS				
CASH	10,268.80	1,520.00	10,000.00	1,788.80
TIME DEPOSIT ON ACCOUNT	77,530.50	10,108.86	.00	87,639.36
MBIA	.00	.00	.00	.00
FUND TOTALS	87,799.30	11,628.86	10,000.00	89,428.16
2020 048 SUPPLEMENTAL GUARDIANSHIP				
CASH	4,837.22	680.00	5,000.00	517.22
TEXPOOL	29,297.99	5,041.86	.00	34,339.85
FUND TOTALS	34,135.21	5,721.86	5,000.00	34,857.07
2020 049 COUNTY CHILD ABUSE PREVENTION				
CASH	3,031.14	143.10	2,000.00	1,174.24
TIME DEPOSIT ON ACCOUNT	6,245.76	2,009.47	.00	8,255.23
FUND TOTALS	9,276.90	2,152.57	2,000.00	9,429.47
2020 050 COUNTY SPECIALTY COURT ACCOUNT				
CASH	.00	.00	.00	.00
TIME DEPOSIT ON ACCOUNT	.03	.00	.00	.03
MBIA MUNICIPAL INVESTORS SERV	.00	.00	.00	.00
FUND TOTALS	.03	.00	.00	.03
2020 052 COUNTY & DISTRICT TECH FUND				
CASH	3,002.38	214.54	3,000.00	216.92
TIME DEPOSIT ON ACCOUNT	3,663.74	3,006.64	.00	6,670.38
MBIA	.00	.00	.00	.00
FUND TOTALS	6,666.12	3,221.18	3,000.00	6,887.30
2020 053 CAPITALCREDITSECONOMICDEVELOP				
CASH	507.53	444.56	.00	507.53
TIME DEPOSIT ON ACCOUNT	335,011.41	444.56	.00	335,455.97
FUND TOTALS	335,518.94	444.56	.00	335,963.50
2020 054 DISTRICT CLERK TECHNOLOGY FUND				
CASH	3,148.64	687.60	3,000.00	836.24
TIME DEPOSIT ON ACCOUNT	23,908.93	3,033.52	.00	26,942.45
MBIA MUNICIPAL INVESTORS SERV	.00	.00	.00	.00
FUND TOTALS	27,057.57	3,721.12	3,000.00	27,778.69
2020 055 CHAPTER 19				
TIME DEPOSIT ON ACCOUNT	.00	.00	.00	.00
MBIA	.00	.00	.00	.00
FUND TOTALS	.00	.00	.00	.00
2020 056 COUNTY RECORDS FUND				
CASH	4,319.21	3,228.77	3,175.00	4,372.98

ACCOUNT NAME	BEGINNING CASH BALANCE	CASH RECEIPTS	CASH DISBURSEMENTS	ENDING CASH BALANCE
2020 057 COUNTY CLERK RECORDS FUND				
CASH	1,923.13	26,464.05	20,000.00-	8,387.18
TIME DEPOSIT ON ACCOUNT	156,057.79	20,219.04	.00	176,276.83
MBIA MUNICIPAL INVESTORS SERV	.00	.00	.00	.00
FUND TOTALS	157,980.92	46,683.09	20,000.00-	184,664.01
2020 058 DISTRICT CLERK RECORDS FUND				
CASH	3,072.42	368.13	.00	3,440.55
TIME DEPOSIT ON ACCOUNT	5,404.91	7.16	.00	5,412.07
FUND TOTALS	8,477.33	375.29	.00	8,852.62
2020 059 COUNTY CLERK ARCHIVE				
CASH	5,052.66	26,380.25	20,000.00-	11,432.91
TIME DEPOSIT ON ACCOUNT	345,940.68	20,471.02	.00	366,411.70
FUND TOTALS	350,993.34	46,851.27	20,000.00-	377,844.61
2020 070 PERMANENT IMPROVEMENT FUND				
CASH	877.85	36,916.28	33,832.56-	3,961.57
TIME DEPOSIT ON ACCOUNT	63,456.48	78.89	20,000.00-	43,535.37
MBIA MUNICIPAL INVESTORS SERV	.00	.00	.00	.00
FUND TOTALS	64,334.33	36,995.17	53,832.56-	47,496.94
2020 075 RIGHT-OF-WAY FUND				
CASH	.00	.00	.00	.00
TIME DEPOSIT ON ACCOUNT	.00	.00	.00	.00
MBIA MUNICIPAL INVESTORS SERV	.00	.00	.00	.00
FUND TOTALS	.00	.00	.00	.00
2020 084 TAX ANTICIPATION NOTES				
CASH	.00	.00	.00	.00
TIME DEPOSIT ON ACCOUNT	.00	.00	.00	.00
MBIA MUNICIPAL INVESTORS SERV	.00	.00	.00	.00
FUND TOTALS	.00	.00	.00	.00
2020 085 DEBT SERVICE FUND				
CASH	206,158.11	273,466.83	.00	479,624.94
TIME DEPOSIT ON ACCOUNT	10.82	.00	.00	10.82
MBIA MUNICIPAL INVESTORS SERV	.00	.00	.00	.00
FUND TOTALS	206,168.93	273,466.83	.00	479,635.76
2020 087 VZC INDIAGENT HEALTH PROGRAM				
CASH	15,328.92	12,083.33	6,195.76-	21,216.49
TIME DEPOSIT ON ACCOUNT	139,192.06	.00	.00	139,192.06
MBIA MUNICIPAL INVESTORS SERV	.00	.00	.00	.00
FUND TOTALS	154,520.98	12,083.33	6,195.76-	160,408.55
2020 088 SOIL CONSERVATION DIST FUND				
CASH	8,742.01	23,731.00	23,731.00-	8,742.01
TIME DEPOSIT ON ACCOUNT	69,026.72	91.58	.00	69,118.30
MBIA MUNICIPAL INVESTORS SERV	.00	.00	.00	.00
FUND TOTALS	77,768.73	23,822.58	23,731.00-	77,860.31
2020 090 APPELLATE JUSTICE SYSTEM FUND				
CASH	837.35	728.00	1,145.00-	420.35

ACCOUNT NAME	BEGINNING CASH BALANCE	CASH RECEIPTS	CASH DISBURSEMENTS	ENDING CASH BALANCE
2020 095 PAYROLL CLEARING ACCOUNT.				
CASH	194,039.82	.00	.00	194,039.82
MBIA MUNICIPAL INVESTORS SERV	.00	.00	.00	.00
FUND TOTALS	194,039.82	.00	.00	194,039.82
2020 096 GEN FIXED ASSETS ACCOUNT GRP				
MBIA MUNICIPAL INVESTORS SERV	.00	.00	.00	.00
FUND TOTALS	.00	.00	.00	.00
2020 097 LONG TERM DEBT GROUP				
MBIA MUNICIPAL INVESTORS SERV	.00	.00	.00	.00
FUND TOTALS	.00	.00	.00	.00
2020 131 VAN ZANDT COUNTY JAIL				
CASH	196,587.31-	518,505.08	200,549.39-	121,368.38
MEDICARE PAYABLE	.00	.00	.00	.00
VOUCHERS PAYABLE	.00	.00	.00	.00
TIME DEPOSIT ON ACCOUNT	623,500.00	.00	300,000.00-	323,500.00
MBIA MUNICIPAL INVESTORS SERV	.00	.00	.00	.00
FUND TOTALS	426,912.69	518,505.08	500,549.39-	444,868.38
2020 132 VAN ZANDT COUNTY SHERIFF DEPT				
CASH	332,499.40-	1,016,697.17	501,865.32-	182,332.45
TIME DEPOSIT ON ACCOUNT	587,000.00	.00	500,000.00-	87,000.00
MBIA MUNICIPAL INVESTORS SERV	.00	.00	.00	.00
FUND TOTALS	254,500.60	1,016,697.17	1,001,865.32-	269,332.45
2020 145 SOLID WASTE GRANT				
CASH	203.03	.00	.00	203.03
TIME DEPOSIT ON ACCOUNT	.00	.00	.00	.00
FUND TOTALS	203.03	.00	.00	203.03
2020 400 FRUITVALE 2011 TXCDBG 710056				
CASH	.00	.00	.00	.00
WATER GRANT CASH	.00	.00	.00	.00
FUND TOTALS	.00	.00	.00	.00
2020 401 BENWHEELERMSC 71348911131115				
FUND TOTALS	.00	.00	.00	.00
2020 402 LITTLEHOPEMOOREMSC713026081315				
CASH	.00	.00	.00	.00
WATER GRANT CASH	.00	.00	.00	.00
FUND TOTALS	.00	.00	.00	.00
2020 540 PRETRIAL SUPERVISION				
CASH	4,812.02	2,985.00	3,243.95-	4,553.07
TDOA	133,969.86	1,177.77	.00	134,147.63
FUND TOTALS	138,781.88	3,162.77	3,243.95-	138,700.70
2020 541 COMMUNITY SUP & CORRECTIONS				
CASH	5,580.20-	84,088.58	41,140.14-	37,368.24
PETTY CASH	100.00	.00	.00	100.00

ACCOUNT NAME	TIME DEPOSIT ON ACCOUNT	MBIA MUNICIPAL INVESTORS	FUND TOTALS	BEGINNING CASH BALANCE	CASH RECEIPTS	DISBURSEMENTS	ENDING CASH BALANCE
2020 542 ADULT PROBATION CIVIL				413,982.44	84,592.11	91,140.14	407,434.41
CASH				5,545.78	2,480.00	1,209.48	6,816.30
TDOA				50,900.52	67.54	.00	50,968.06
MBIA				309,073.07	486.80	.00	309,559.87
FUND TOTALS				365,519.37	3,034.34	1,209.48	367,344.23
2020 543 HIGH RISK SUBSTANCE ABUSE -CCP				7,055.08	.00	3,793.59	3,261.49
CASH				.00	.00	.00	.00
TIME DEPOSIT ON ACCOUNT				.00	.00	.00	.00
MBIA MUNICIPAL INVESTORS				.00	.00	.00	.00
FUND TOTALS				7,055.08	.00	3,793.59	3,261.49
2020 544 HIGH RISK SEX OFFENDER -CCP				6,790.24	.00	4,437.72	2,352.52
CASH				.00	.00	.00	.00
TIME DEPOSIT ON ACCOUNT				.00	.00	.00	.00
MBIA MUNICIPAL INVESTORS				.00	.00	.00	.00
FUND TOTALS				6,790.24	.00	4,437.72	2,352.52
2020 545 GRANT C COMMIT REDUCTION PROG				1,697.24	5,046.00	4,883.94	1,859.30
CASH				1,697.24	5,046.00	4,883.94	1,859.30
FUND TOTALS				1,697.24	5,046.00	4,883.94	1,859.30
2020 546 JUVENILE PROBATION FUND				22,585.50	76,149.40	42,954.95	10,608.95
CASH				.00	.00	.00	.00
TIME DEPOSIT ON ACCOUNT				.00	.00	.00	.00
MBIA MUNICIPAL INVESTORS				.00	.00	.00	.00
FUND TOTALS				22,585.50	76,149.40	42,954.95	10,608.95
2020 547 VZCJPD STATE AID GRANT				14,362.45	28,547.50	29,205.92	13,704.03
CASH				.00	.00	.00	.00
TIME DEPOSIT ON ACCOUNT				.00	.00	.00	.00
MBIA MUNICIPAL INVESTORS				.00	.00	.00	.00
FUND TOTALS				14,362.45	28,547.50	29,205.92	13,704.03
2020 549 VZCJPD - GRANT N				8,859.11	7,496.00	6,881.92	9,473.19
CASH				8,859.11	7,496.00	6,881.92	9,473.19
FUND TOTALS				8,859.11	7,496.00	6,881.92	9,473.19
2020 550 D A SUPPLEMENTAL FUND				230.47	.00	1,800.00	1,569.53
CASH				230.47	.00	1,800.00	1,569.53
TIME DEPOSIT ON ACCOUNT				91.95	.10	.00	92.05
MBIA MUNICIPAL INVESTORS				.00	.10	.00	.00
FUND TOTALS				322.42	.10	1,800.00	1,477.48
2020 551 VOICES - JUV CJD GRANT				2,168.03	.00	17.00	2,185.03
VOICES - CJD JUV GRANT				2,168.03	.00	17.00	2,185.03
TIME DEPOSIT ON ACCOUNT				.00	.00	.00	.00
FUND TOTALS				2,168.03	.00	17.00	2,185.03
2020 552 ETCOG RESIDENTIAL				3,907.51	2,296.51	450.00	2,061.00
CASH				3,907.51	2,296.51	450.00	2,061.00

ACCOUNT NAME	BEGINNING CASH BALANCE	CASH RECEIPTS	CASH DISBURSEMENTS	ENDING CASH BALANCE
2020 555 JUVENILE PROBATION INTEREST	72.30	3.40	.00	75.70
CASH DEPOSIT ON ACCOUNT	23,812.80	.00	.00	23,812.80
MBTA MUNICIPAL INVESTORS SERV	.00	.00	.00	.00
FUND TOTALS	23,885.10	3.40	.00	23,888.50
2020 556 REGIONAL SERVICE ENHANCEMENT	.00	34,830.42	3,554.00	31,276.42
CASH	.00	34,830.42	3,554.00	31,276.42
FUND TOTALS	.00	34,830.42	3,554.00	31,276.42
2020 558 GRANT S	2,487.14	4,273.00	4,077.62	2,682.52
CASH	2,487.14	4,273.00	4,077.62	2,682.52
FUND TOTALS	2,487.14	4,273.00	4,077.62	2,682.52
2020 559 MENTAL IMPAIRMENT CASELOAD	17,175.67	.00	.00	17,175.67
CASH DEPOSIT ON ACCOUNT	.00	.00	.00	.00
MBTA MUNICIPAL INVESTORS SERV	.00	.00	.00	.00
FUND TOTALS	17,175.67	.00	.00	17,175.67
2020 565 INDIGENT DEFENSE GRANT	17,329.90	.00	3,923.41	13,406.49
CASH DEPOSIT ON ACCOUNT	25,353.60	33.90	.00	25,387.50
FUND TOTALS	42,683.50	33.90	3,923.41	38,793.99
2020 567 FIRE MARSHAL	8,054.83	54,145.00	36,870.71	25,329.12
CASH	246,278.11	25,341.75	.00	271,619.86
TDOA	254,332.94	79,486.75	36,870.71	296,948.98
FUND TOTALS	246,278.11	79,486.75	36,870.71	271,619.86
2020 568 TECHNOLOGY RESOURCES	.00	.00	.00	.00
CASH DEPOSIT ON ACCOUNT	.00	.00	.00	.00
FUND TOTALS	.00	.00	.00	.00
2020 569 HAVA ELECTION GRANT	15,359.98	.00	.00	15,359.98
CASH	15,359.98	.00	.00	15,359.98
FUND TOTALS	15,359.98	.00	.00	15,359.98
2020 570 GOLDEN WATER SUPPLY CORP	.00	.00	.00	.00
GOLDEN WATER TDHCA 726216	.00	.00	.00	.00
MBTA MUNICIPAL INVESTORS SERVI	.00	.00	.00	.00
FUND TOTALS	.00	.00	.00	.00
2020 580 D.A. CHECK COLLECTION FUND	3,422.38	3,620.56	3,694.75	3,348.19
CASH DEPOSIT ON ACCOUNT	10,626.80	14.09	.00	10,640.89
MBTA MUNICIPAL INVESTORS SERV	.00	.00	.00	.00
FUND TOTALS	14,049.18	3,634.65	3,694.75	13,989.08
2020 591 CONSTABLE #1 TIPOSE FUND	1,849.26	.00	.00	1,849.26
CASH - CITIZENS NATIONAL	.49	.00	.00	.49
TDOA	.00	.00	.00	.00
MBTA MUNICIPAL INVESTORS SERV	.00	.00	.00	.00

ACCOUNT NAME	BEGINNING CASH BALANCE	CASH RECEIPTS	CASH DISBURSEMENTS	ENDING CASH BALANCE
2020 592 CONSTABLE #2 TLEOSE FUND	1,728.56	.00	.00	1,728.56
CASH	.00	.00	.00	.00
CASH OTHER	.00	.00	.00	.00
MBIA MUNICIPAL INVESTORS SERV	.00	.00	.00	.00
FUND TOTALS	1,728.56	.00	.00	1,728.56
2020 593 CONSTABLE #3 TLEOSE FUND	1,359.92	.00	.00	1,359.92
CASH	3,738.50	.00	.00	3,738.50
CASH OTHER - CITY NATIONAL	.00	.00	.00	.00
MBIA MUNICIPAL INVESTORS SERV	.00	.00	.00	.00
FUND TOTALS	5,098.42	.00	.00	5,098.42
2020 594 CONSTABLE #4 TLEOSE FUND	4,947.84	.00	.00	4,947.84
CASH	.00	.00	.00	.00
TIME DEPOSIT ON ACCOUNT	.00	.00	.00	.00
MBIA MUNICIPAL INVESTORS SERV	.00	.00	.00	.00
FUND TOTALS	4,947.84	.00	.00	4,947.84
2020 595 SHERIFF TLEOSE FUND	7,822.97	.00	714.50-	7,108.47
CASH	.00	.00	.00	.00
MBIA MUNICIPAL INVESTORS SERV	.00	.00	.00	.00
FUND TOTALS	7,822.97	.00	714.50-	7,108.47
2020 596 DA TLEOSE FUND	1,613.10	.00	.00	1,613.10
CASH	.00	.00	.00	.00
MBIA MUNICIPAL INVESTORS SERV	.00	.00	.00	.00
FUND TOTALS	1,613.10	.00	.00	1,613.10
2020 600 JUSTICE COURT TECHNOLOGY FUND	7,822.27	1,089.19	7,413.79-	1,497.67
CASH	48,424.17	5,067.24	.00	53,491.41
TIME DEPOSIT ON ACCOUNT	.00	.00	.00	.00
MBIA MUNICIPAL INVESTORS SERV	.00	.00	.00	.00
FUND TOTALS	56,246.44	6,156.43	7,413.79-	54,989.08
2020 800 CONTRIBUTION RELIEF FUND	.00	.00	.00	.00
CASH	16,082.93	.00	.00	16,082.93
TIME DEPOSIT ON ACCOUNT	.00	.00	.00	.00
FUND TOTALS	16,082.93	.00	.00	16,082.93
2020 802 VETERAN'S MEMORIAL WALL FUND	.00	.00	.00	.00
CASH	.00	.00	.00	.00
TIME DEPOSIT ON ACCOUNT	.00	.00	.00	.00
FUND TOTALS	.00	.00	.00	.00
2020 803 HISTORICAL COMMISSION	3,018.59	134.00	.00	3,152.59
HISTORICAL COMMISSION CASH	5,258.78	6.97	.00	5,265.75
TIME DEPOSIT ON ACCOUNT	8,277.37	140.97	.00	8,418.34
FUND TOTALS	16,554.74	181.94	.00	16,736.68
2020 804 VAN TORNADO-ASSISTANCE	.00	.00	.00	.00
VAN TORNADO-ASSISTANCE-CASH	.00	.00	.00	.00
VTPASST-TIME DEPOSITON ACCOUNT	.00	.00	.00	.00
FUND TOTALS	.00	.00	.00	.00
2020 805 FEMA - DEC 2015 STORM	.00	.00	.00	.00
CASH	.00	.00	.00	.00

ACCOUNT NAME	BEGINNING CASH BALANCE	CASH RECEIPTS	CASH DISBURSEMENTS	ENDING CASH BALANCE
2020 806 FEMA APRIL 2016 STORM	.00	.00	.00	.00
CASH	.00	.00	.00	.00
TIME DEPOSIT ON ACCOUNT	.00	.00	.00	.00
FUND TOTALS	.00	.00	.00	.00
2020 807 HAZARD MITIGATION GRANT	35,214.25	4,037.26	.00	31,176.99
CASH	.00	.00	.00	.00
TIME DEPOSIT ON ACCOUNT	.00	.00	.00	.00
MEDIA MUNICIPAL INVESTORS SERV	.00	.00	.00	.00
FUND TOTALS	35,214.25	4,037.26	.00	31,176.99
2020 808 COURTHOUSE PLANNING GRANT	.00	.00	.00	.00
CASH	.00	.00	.00	.00
WATER GRANT CASH	.00	.00	.00	.00
FUND TOTALS	.00	.00	.00	.00
2020 809 PRETRIAL INTERVENTION PROGRAM	1,250.00	4,650.00	.00	5,900.00
CASH	49,599.37	65.82	.00	49,665.19
TIME DEPOSIT ON ACCOUNT	50,849.37	4,715.82	.00	55,565.19
FUND TOTALS	1,250.00	4,650.00	.00	5,900.00
2020 810 SHERIFF JUSTICE FORFEITURE FUN	2,614.14	20.38	.00	2,614.14
CASH	15,382.32	20.38	.00	15,382.70
TIME DEPOSIT ON ACCOUNT	17,976.46	20.38	.00	17,996.84
FUND TOTALS	2,614.14	20.38	.00	2,614.14
2020 811 SHERIFF TREASURY FORFEITURE FU	.00	.00	.00	.00
CASH	.00	.00	.00	.00
TIME DEPOSIT ON ACCOUNT	.00	.00	.00	.00
FUND TOTALS	.00	.00	.00	.00
2020 812 CONSTABLE PCT #1 FORFEITURE FU	500.00	.00	.00	500.00
CASH	500.00	.00	.00	500.00
TIME DEPOSIT ON ACCOUNT	.00	.00	.00	.00
FUND TOTALS	500.00	.00	.00	500.00
2020 813 VOICES - JUV CJD GRANT	9,662.35	9,662.35	3,441.72	3,441.72
VOICES - CJD JUV GRANT	.00	.00	.00	.00
TIME DEPOSIT ON ACCOUNT	.00	.00	.00	.00
FUND TOTALS	9,662.35	9,662.35	3,441.72	3,441.72
2020 814 LOCAL TRUANCY PREVENTION & DIV	.00	.00	.00	.00
CASH	.00	.00	.00	.00
TIME DEPOSIT ON ACCOUNT	.00	.00	.00	.00
FUND TOTALS	.00	.00	.00	.00
GRAND TOTALS	10,868,613.82	11,215,596.05	7,909,659.35	14,174,550.52

ACCOUNT NUMBER	ACCOUNT NAME	DATE	AMDMT NUMBER	OLD BUDGET AMOUNT	AMENDED BUDGET AMOUNT	AMOUNT OF CHANGE	DESCRIPTION	CLK
2020 010-409-402	CONTRACT SERVICES	10/30/2019	200007	00	7,000.00	7,000.00	LINE ITEM TRANSFER	MK
2020 010-409-800	CONTINGENCY	10/30/2019	200007	370,000.00	363,000.00	7,000.00	LINE ITEM TRANSFER	MK
EXPENDITURES - NON DEPARTMENT				TOTAL AMENDMENTS	2	TOTAL CHANGES		
2020 010-503-572	OFFICE EQUIPMENT	11/27/2019	200011	77,000.00	76,923.91	76.09	LINE ITEM TRANSFER	MK
2020 010-503-588	FINANCING LEASE IN	11/27/2019	200011	1,018.00	1,025.59	7.59	LINE ITEM TRANSFER	MK
2020 010-503-589	EQUIPMENT PAYMENTS	11/27/2019	200011	31,764.39	31,832.89	68.50	LINE ITEM TRANSFER	MK
EXPENDITURES-DATA PROCESSING				TOTAL AMENDMENTS	3	TOTAL CHANGES		
2020 010-551-428	FUEL AND LUBRICANT	01/08/2020	200020	1,000.00	500.00	500.00	LINE ITEM TRANSFER	MK
2020 010-551-451	AUTO MAINTENANCE	01/08/2020	200020	1,000.00	1,500.00	500.00	LINE ITEM TRANSFER	MK
EXPENDITURES - CONSTABLE PCT. 1				TOTAL AMENDMENTS	2	TOTAL CHANGES		
2020 021-380-200	FINANCING ISSURANC	10/17/2019	200006	00	120,970.00	120,970.00	INCREASE REVENUE & EXPENSE	MK
TOTAL AMENDMENTS				1	TOTAL CHANGES			
2020 021-621-335	ROAD & BRIDGE MAINT.	01/23/2020	200023	746,694.00	726,694.00	20,000.00	LINE ITEM TRANSFER	SH
2020 021-621-451	REPAIR & MAINT.-MA	01/23/2020	200023	30,000.00	50,000.00	20,000.00	LINE ITEM TRANSFER	SH
2020 021-621-571	EQUIPMENT PURCHASE	10/17/2019	200006	50,000.00	170,970.00	120,970.00	INCREASE REVENUE & EXPENSE	MK
EXPENDITURES - R & B PCT. 1				TOTAL AMENDMENTS	3	TOTAL CHANGES		
2020 022-622-335	ROAD & BRIDGE MAINT	10/10/2019	200005	1,276,523.00	1,269,523.00	7,000.00	LINE ITEM TRANSFER	MK
2020 022-622-461	MACHINERY RENTAL	10/10/2019	200005	00	7,000.00	7,000.00	LINE ITEM TRANSFER	MK
EXPENDITURES - R & B PCT. 2				TOTAL AMENDMENTS	2	TOTAL CHANGES		
2020 023-623-335	ROAD & BRIDGE MAINT	10/02/2019	200003	857,232.00	807,232.00	50,000.00	BUDGET CORRECTION	MK
2020 023-623-335	ROAD & BRIDGE MAINT	01/23/2020	200021	807,232.00	807,107.29	124.71	LINE ITEM TRANSFER	SH
2020 023-623-402	CONTRACT SERVICES	10/02/2019	200003	3,500.00	53,500.00	50,000.00	BUDGET CORRECTION	MK
2020 023-623-440	ELECTRICITY	02/05/2020	200024	17,000.00	16,755.00	245.00	LINE ITEM TRANSFER	MK
2020 023-623-441	GAS	01/23/2020	200021	200.00	324.71	124.71	LINE ITEM TRANSFER	SH
2020 023-623-441	GAS	02/05/2020	200024	324.71	369.71	45.00	LINE ITEM TRANSFER	SH
EXPENDITURES - R & B PCT. 3				TOTAL AMENDMENTS	6	TOTAL CHANGES		
2020 024-364-100	SALE OF PROPERTY	12/26/2019	200018	00	30,000.00	30,000.00	INCREASE REV & EXP - SALE O	MK
TOTAL AMENDMENTS				1	TOTAL CHANGES			
2020 024-624-335	ROAD & BRIDGE MAINT	12/11/2019	200014	767,779.00	737,779.00	30,000.00	LINE ITEM TRANSFER - EQUIP	MK
2020 024-624-335	ROAD & BRIDGE MAINT	12/26/2019	200018	767,779.00	767,779.00	30,000.00	INCREASE REV & EXP - SALE O	MK
2020 024-624-571	EQUIPMENT PURCHASE	11/27/2019	200011	200,000.00	200,000.00	30,000.00	LINE ITEM TRANSFER - EQUIP	MK
2020 024-624-571	EQUIPMENT PURCHASE	12/11/2019	200014	200,000.00	230,000.00	30,000.00	LINE ITEM TRANSFER - EQUIP	MK
2020 024-624-800	CONTINGENCY	11/27/2019	200011	200,000.00	200,000.00	200,000.00	LINE ITEM TRANSFER - EQUIP	MK
EXPENDITURES - PCT. 4				TOTAL AMENDMENTS	5	TOTAL CHANGES		
2020 057-403-407	MICROFILMING	12/23/2019	200016	200,000.00	150,000.00	50,000.00	LINE ITEM TRANSFER	MK
2020 057-403-462	OFFICE EQUIPMENT	12/23/2019	200016	00	50,000.00	50,000.00	LINE ITEM TRANSFER	MK
EXPENDITURES - COUNTY CLERK				TOTAL AMENDMENTS	2	TOTAL CHANGES		
2020 131-512-310	OFFICE SUPPLIES -	12/23/2019	200017	10,383.00	9,097.05	1,285.95	LINE ITEM TRANSFER	MK
2020 131-512-312	OFFICE SUPPLIES -	10/02/2019	200004	2,000.00	7,000.00	5,000.00	BUDGET CORRECTION	MK
2020 131-512-339	UNIFORMS	11/27/2019	200012	5,500.00	13,500.00	8,000.00	LINE ITEM TRANSFER	MK
2020 131-512-402	CONTRACT SERVICES	11/27/2019	200012	250,000.00	242,000.00	8,000.00	LINE ITEM TRANSFER	MK
2020 131-512-572	OFFICE EQUIPMENT	12/23/2019	200017	750.00	2,035.95	1,285.95	LINE ITEM TRANSFER	MK
EXPENDITURES - VZC JAIL				TOTAL AMENDMENTS	5	TOTAL CHANGES		
2020 132-352-400	GRANT PROCEEDS	02/05/2020	200025	00	73,000.00	73,000.00	INCREASE REV & EXP - SO GRA	MK

ACCOUNT NUMBER	ACCOUNT NAME	DATE	AMDMT NUMBER	OLD BUDGET AMOUNT	AMENDED BUDGET AMOUNT	AMOUNT OF CHANGE	DESCRIPTION	CLK
2020 132-560-574	GRANT EQUIPMENT	02/05/2020	200025	1	73,000.00	73,000.00	INCREASE REV & EXP - SO GRA	MK
EXPENDITURES - SHERIFF OFFICE			TOTAL AMENDMENTS	TOTAL	CHANGES			
2020 541-344-104	DRUG TESTING	11/19/2019	200009	0	21,000.00	21,000.00	LINE ITEM TRANS - ADULT BA1	MK
2020 541-344-105	GLOBAL POSITIONING	11/19/2019	200009	0	21,000.00	21,000.00	LINE ITEM TRANS - ADULT BA1	MK
TOTAL AMENDMENTS			TOTAL	TOTAL	CHANGES			
2020 544-574-419	PROFESSIONAL FEES	11/19/2019	200010	0	337.00	337.00	LINE ITEM TRANS - ADULT BA2	MK
2020 544-574-572	EQUIPMENT	11/19/2019	200010	0	337.00	337.00	LINE ITEM TRANS - ADULT BA2	MK
EXPENDITURES - OFFENDER			TOTAL AMENDMENTS	TOTAL	CHANGES			
2020 547-333-114	GRANT R - ALLOCATI	10/31/2019	200008	1	7,812.50	7,812.50	JUVENILE BA #3	MK
TOTAL AMENDMENTS			TOTAL	TOTAL	CHANGES			
2020 547-581-412	NON RESIDENTIAL SRV	09/18/2019	200002	0	4,960.00	4,960.00	JUV GRANT R INCREASE	MK
2020 547-581-414	MH COUNSELING - R	10/31/2019	200008	0	7,812.50	7,812.50	JUVENILE BA #3	MK
EXPENDITURES - TJCP PROBATION			TOTAL AMENDMENTS	TOTAL	CHANGES			
2020 547-587-411	RESIDENTIAL SERVIC	09/18/2019	200001	0	1,017.48	1,017.48	JUV GRANT A INCREASE	MK
EXPENDITURES - TJCP RESIDENTIA			TOTAL AMENDMENTS	TOTAL	CHANGES			
2020 549-585-414	MENTAL HEALTH COUN	12/26/2019	200019	0	5,555.00	2,996.00	JUV BUDGET ADJUSTMENT	MK
2020 549-585-416	PSYCHO EVAL	12/26/2019	200019	0	2,996.00	2,996.00	JUV BUDGET ADJUSTMENT	MK
EXPENDITURES - CCP PROBATION			TOTAL AMENDMENTS	TOTAL	CHANGES			
2020 556-333-118	GRANT PROCEEDS	12/11/2019	200015	0	83,593.00	83,593.00	JUV BA #4	MK
TOTAL AMENDMENTS			TOTAL	TOTAL	CHANGES			
2020 556-582-103	SALARIES - EMPLOYE	12/11/2019	200015	0	24,319.00	24,319.00	JUV BA #4	MK
2020 556-582-411	PROGRAM OR SERVICE	12/11/2019	200015	0	57,200.00	57,200.00	JUV BA #4	MK
2020 556-582-572	EQUIPMENT	12/11/2019	200015	0	2,074.00	2,074.00	JUV BA #4	MK
TOTAL AMENDMENTS			TOTAL	TOTAL	CHANGES			
2020 567-435-495	MISC	01/23/2020	200022	0	48.22	51.78	LINE ITEM TRANSFER	SH
2020 567-435-572	OFFICE EQUIPMENT	01/23/2020	200022	0	1,551.78	51.78	LINE ITEM TRANSFER	SH
EXPENDITURES-ABATEMENT OFFICER			TOTAL AMENDMENTS	TOTAL	CHANGES			
2020 809-476-103	SALARIES - EMPLOYE	02/05/2020	200026	0	5,000.00	5,000.00	INCREASE SALARY - DA PRETRI	MK
2020 809-476-201	SOCIAL SECURITY TA	02/05/2020	200026	0	385.00	385.00	INCREASE SALARY - DA PRETRI	MK
2020 809-476-203	RETIREMENT	02/05/2020	200026	0	409.00	409.00	INCREASE SALARY - DA PRETRI	MK
2020 809-476-204	WORKERS COMPENSATI	02/05/2020	200026	0	15.00	15.00	INCREASE SALARY - DA PRETRI	MK
2020 809-476-206	UNEMPLOYMENT INSUR	02/05/2020	200026	0	16.00	16.00	INCREASE SALARY - DA PRETRI	MK
2020 809-476-427	TRAINING	02/05/2020	200026	0	5,825.00	5,825.00	INCREASE SALARY - DA PRETRI	MK
EXPENDITURES - PRETRIAL INTERV			TOTAL AMENDMENTS	TOTAL	CHANGES			



P.O. Box 3188 • Longview, Texas 75606 • 903-237-5500

MEMBER FDIC

EQUAL HOUSING LENDER

Return Service Requested



Date 1/31/20
PRIMARY ACCOUNT
ENCLOSURES

Page 1
[REDACTED]
304



TXBT
TREASURER OF VAN ZANDT COUNTY
FINANCIAL CLEARING
121 E DALLAS RM 101
CANTON TX 75103

C H E C K I N G A C C O U N T

PUBLIC FUNDS CHECKING		NUMBER OF ENCLOSURES	304
ACCOUNT NUMBER	[REDACTED]	Statement Dates	1/01/20 thru 2/02/20
PREVIOUS BALANCE	988,493.50	DAYS IN STATEMENT PERIOD	33
24 DEPOSITS	6,103,037.98	AVERAGE LEDGER	2,259,759.10
313 CHECKS/DEBITS	5,104,442.56	AVERAGE COLLECTED	2,256,987.63
SERVICE CHARGE	.00		
INTEREST PAID	.00		
CURRENT BALANCE	1,987,088.92		

D E P O S I T S A N D O T H E R C R E D I T S

Date	Description	Amount
1/02	DEPOSIT	3,316.18
1/03	DEPOSIT	141.00
1/06	PAY VZ CO APPRAISAL	338,705.01
	PPD	
1/06	PAY VZ CO APPRAISAL	1,982,683.07
	PPD	
1/07	INV-PAYMTS TX DIV EMER MGMT	4,037.26
	CTX	
1/08	INV-PAYMTS JUVENILE JUSTICE	79,045.42
	CTX	
1/08	DEPOSIT	239,972.35
1/10	DEPOSIT	99,542.01
1/13	DEPOSIT	103,854.28
1/14	INV-PAYMTS TX AGRICULTURE	2,326.10
	CTX	
1/15	DEPOSIT	57,924.15
1/16	INV-PAYMTS CPA STATE FISCAL	12,472.62
	CTX	
1/17	INV-PAYMTS GOVERNOR FISCAL	9,662.35
	CTX	
1/17	INV-PAYMTS GOVERNOR FISCAL	12,276.78
	CTX	
1/17	PAY VZ CO APPRAISAL	246,353.01
	PPD	
1/17	PAY VZ CO APPRAISAL	1,490,325.52
	PPD	
1/22	DEPOSIT	242,679.02

NOTICE: SEE REVERSE SIDE FOR IMPORTANT INFORMATION

011601



TXBT-018-011538-001-017-200201 011601 X04
75103149626



Date 1/31/20
 PRIMARY ACCOUNT
 ENCLOSURES

Page 2
 [REDACTED]
 304

TREASURER OF VAN ZANDT COUNTY
 FINANCIAL CLEARING
 121 E DALLAS RM 101
 CANTON TX 75103

PUBLIC FUNDS CHECKING [REDACTED] (Continued)

DEPOSITS AND OTHER CREDITS

Date	Description	Amount
1/23	Trsf from Payroll clearing Voided P/R CK#025565 Confirmation number 123200055	1,850.24
1/28	DEPOSIT	1,548.15
1/28	DEPOSIT	68,876.57
1/29	WIRE TRANSFER CREDIT VAN ZANDT COUNTY FINANCIAL CLEARING FUND ATTN KENNY EDWARDS 121 E DALLAS ST STE 101 FEDERATED SERVICES COMPANY FEDERATED INVESTORS TOWER PITTSBURGH PA 152223 20200129A1Q002CC003422 20200129MMQFMPJR000048 01291452FT01	1,000,000.00
1/29	DEPOSIT	104,924.89
1/31	INV-PAYMTS COMP JUDICIARY CTX	480.00
1/31	Trsf from Jury clearing Voided Jury checks confirmation number 131200057	42.00

WITHDRAWALS AND OTHER DEBITS

Date	Description	Amount
1/03	INSURANCE AFLAC CCD 0XH48648336	7,739.24-
1/08	Transf to Payroll clearing Payroll 1/10/2020 Confirmation number 108200096	264,619.34-
1/08	Transf to Debt services debt service transfer Confirmation number 108200097	156,080.80-
1/09	PAYMENT BANKCARD \TEL	2,421.19-
1/09	USATAXPYMT IRS CCD 220040943313937	84,875.47-

TXBT-018-011538-001-017-200201 011601 X04

TREASURER OF VAN ZANDT COUNTY
FINANCIAL CLEARING
121 E DALLAS RM 101
CANTON TX 75103

PUBLIC FUNDS CHECKING [REDACTED] (Continued)

Date	Description	Amount
1/10	PAYMENTS NATIONWIDE	2,925.00-
	PPD	
1/13	Transf to Jury Clearing	840.00-
	Jury Checks	
	Confirmation number 113200115	
1/13	CHILDSUPP Texas SDU	1,394.92-
	CCD 200100001405481	
1/15	RECEIVABLE TEXAS COUNTY DRS	86,381.79-
	CCD 0333	
1/21	REF; LOCATION #78331	3,000,000.00-
	ACCT#2340100001	
	PIN#113282	
	WIRE TRANSFER DEBIT	
	TEX POOL	
1/21	Transf to Debt services	117,386.03-
	debt service transfer	
	Confirmation number 121200096	
1/22	Transf to Payroll Clearing	215,914.74-
	Payroll 1/24/2020	
	Confirmation number 122200104	
1/23	REF: VAN ZANDT COUNTY CSCD 023	4,140.23-
	WIRE TRANSFER DEBIT	
	TDCJ	
1/23	Transf to Payroll Clearing	1,672.70-
	Live PR CK 25582	
	Confirmation number 123200056	
1/23	USATAXPYMT IRS	64,697.08-
	CCD 220042353143316	
1/24	PAYMENTS NATIONWIDE	2,925.00-
	PPD	
1/27	CHILDSUPP Texas SDU	1,394.92-
	CCD 200240001422438	
1/29	Transf to Jury Clearing	1,424.00-
	Jury Checks	
	confirmation number 129200146	
1/29	PAYMENT VISA	709.02-
	\WEB	



Date 1/31/20
 PRIMARY ACCOUNT
 ENCLOSURES

Page 4
 [REDACTED]
 304

TREASURER OF VAN ZANDT COUNTY
 FINANCIAL CLEARING
 121 E DALLAS RM 101
 CANTON TX 75103

PUBLIC FUNDS CHECKING [REDACTED] (Continued)

CHECKS IN NUMERICAL ORDER

Date	Check No	Amount	Date	Check No	Amount
1/28	65616	750.00	1/06	69397*	101.88
1/27	68923*	25.00	1/03	69400*	90.00
1/16	69132*	200.00	1/03	69401	49.95
1/08	69174*	15.00	1/02	69402	136.06
1/07	69177*	1,206.06	1/16	69403	25.00
1/16	69193*	70.00	1/08	69404	38.94
1/08	69199*	47.00	1/02	69406*	57.00
1/24	69203*	501.98	1/08	69407	166.10
1/14	69204	600.53	1/02	69408	589.81
1/03	69207*	135.00	1/08	69410*	1,800.00
1/02	69210*	1,400.00	1/17	69412*	240.97
1/03	69243*	119,744.51	1/02	69413	381.68
1/10	69282*	35.00	1/02	69416*	77.06
1/21	69296*	175.00	1/02	69417	7,720.50
1/06	69300*	105.00	1/02	69418	112.91
1/29	69301	750.00	1/10	69419	123.33
1/03	69304*	634.39	1/07	69420	441.40
1/13	69306*	53.46	1/08	69421	5,288.88
1/02	69309*	207.74	1/06	69422	121,379.78
1/06	69311*	288.82	1/06	69423	30.10
1/06	69325*	75.00	1/06	69424	421.97
1/03	69326	467.07	1/15	69425	2,011.37
1/06	69328*	942.00	1/06	69426	156.00
1/03	69330*	76.00	1/06	69427	1,149.00
1/02	69331	468.15	1/07	69428	65.30
1/02	69337*	5,650.00	1/08	69429	190.05
1/03	69342*	470.00	1/06	69430	442.08
1/03	69349*	86.75	1/10	69431	58.62
1/03	69350	180.00	1/16	69432	96.20
1/03	69352*	83.00	1/07	69433	5,681.69
1/02	69354*	1,971.48	1/09	69434	480.92
1/02	69359*	77.50	1/14	69435	3,213.12
1/09	69363*	150.00	1/15	69436	103.86
1/08	69367*	953.83	1/22	69437	897.89
1/08	69374*	125.00	1/13	69438	9,829.18
1/03	69381*	84.41	1/14	69439	1,775.00
1/06	69384*	6,000.00	1/15	69440	1,852.25
1/06	69385	1,594.22	1/08	69441	7.50
1/03	69390*	2,145.03	1/29	69442	850.00

* Indicates break in check number sequence

TXBT-018-011538-001-017-200201 011601 X04

TREASURER OF VAN ZANDT COUNTY
FINANCIAL CLEARING
121 E DALLAS RM 101
CANTON TX 75103

PUBLIC FUNDS CHECKING

[REDACTED] (Continued)

CHECKS IN NUMERICAL ORDER					
Date	Check No	Amount	Date	Check No	Amount
1/14	69443	600.53	1/14	69486	172.07
1/16	69444	51.00	1/15	69487	72.00
1/16	69445	287.30	1/13	69488	186.03
1/14	69446	420.96	1/27	69489	600.53
1/14	69447	2,460.34	1/09	69490	4,850.00
1/10	69448	106.26	1/13	69491	908.58
1/15	69449	638.38	1/15	69492	230.00
1/15	69450	41.60	1/21	69493	49,589.66
1/15	69451	277.00	1/14	69494	1,000.00
1/14	69452	615.00	1/15	69495	93.10
1/16	69453	26.12	1/14	69496	110.85
1/21	69454	193.90	1/14	69497	22,527.00
1/14	69455	2,300.20	1/14	69498	5,834.23
1/15	69456	2,255.80	1/14	69500*	13,817.42
1/27	69457	90.00	1/21	69501	73.58
1/29	69458	75.00	1/15	69502	38.23
1/24	69459	600.53	1/21	69503	792.53
1/17	69461*	3,370.88	1/14	69504	683.82
1/23	69462	600.53	1/16	69505	600.53
1/14	69463	249.50	1/14	69506	1,850.00
1/14	69464	500.00	1/10	69507	7,884.57
1/13	69465	75.00	1/15	69508	31.39
1/14	69466	500.00	1/08	69509	35.00
1/14	69467	1,045.00	1/15	69510	190.00
1/15	69468	50.81	1/08	69511	61,356.67
1/21	69469	12.10	1/10	69512	242.00
1/21	69470	2,770.33	1/15	69513	49.95
1/21	69471	71.93	1/13	69514	66.09
1/09	69472	1,185.00	1/17	69515	141.87
1/14	69473	56.50	1/16	69516	51.45
1/13	69474	25.00	1/16	69517	11.00
1/14	69475	75.76	1/16	69518	900.00
1/14	69477*	1,055.00	1/14	69519	1,119.84
1/16	69478	600.53	1/15	69520	50.00
1/14	69479	600.53	1/14	69521	107.74
1/14	69481*	1,426.77	1/27	69522	1,147.50
1/13	69482	5,078.00	1/10	69523	2,255.00
1/08	69484*	173.50	1/15	69524	270.63
1/21	69485	95.97	1/15	69525	95.00

* Indicates break in check number sequence



Date 1/31/20
 PRIMARY ACCOUNT
 ENCLOSURES

Page 6
 [REDACTED]
 304

TREASURER OF VAN ZANDT COUNTY
 FINANCIAL CLEARING
 121 E DALLAS RM 101
 CANTON TX 75103

PUBLIC FUNDS CHECKING [REDACTED] (Continued)

CHECKS IN NUMERICAL ORDER

Date	Check No	Amount	Date	Check No	Amount
1/15	69526	707.54	1/29	69575	7,350.00
1/15	69527	225.60	1/29	69576	214.70
1/14	69529*	85.62	1/31	69577	524.01
1/14	69530	1,178.04	1/29	69578	225.20
1/16	69531	192.64	1/29	69579	51.50
1/15	69532	306.84	1/28	69580	70.37
1/15	69533	67.85	1/28	69581	280.00
1/16	69534	540.74	1/27	69582	325.77
1/21	69535	72.77	1/31	69584*	200.00
1/24	69536	98.19	1/27	69585	3,198.50
1/22	69537	1,863.30	1/28	69589*	73.00
1/21	69538	106.00	1/29	69590	5,835.36
1/23	69539	25.80	1/29	69591	146.50
1/23	69540	38.95	1/29	69592	3,888.91
1/23	69541	322.96	1/29	69593	30.74
1/27	69543*	505.00	1/28	69594	500.00
1/27	69545*	5,363.00	1/28	69596*	2,000.00
1/22	69546	508.81	1/27	69597	594.50
1/22	69547	993.04	1/30	69598	515.70
1/21	69548	53.87	1/27	69599	228.95
1/27	69549	520.99	1/28	69601*	569.05
1/24	69550	772.00	1/31	69602	4,165.82
1/23	69551	405.00	1/29	69603	828.88
1/28	69552	3,343.75	1/28	69605*	321.89
1/27	69553	955.04	1/29	69606	7,788.00
1/28	69555*	334.24	1/28	69607	398.99
1/27	69556	952.00	1/28	69609*	251.85
1/29	69557	750.00	1/29	69610	193.81
1/28	69558	28.33	1/28	69611	2,000.00
1/27	69560*	12,303.62	1/27	69612	14.71
1/28	69562*	295.00	1/24	69613	365.00
1/31	69563	1,850.00	1/30	69615*	1,688.00
1/30	69564	201.32	1/29	69617*	91.54
1/28	69565	105.00	1/30	69618	109.22
1/27	69569*	769.30	1/28	69619	375.00
1/28	69570	73.75	1/27	69620	2,194.19
1/29	69572*	2,130.00	1/29	69621	75.00
1/28	69573	1,497.13	1/29	69622	120.00
1/28	69574	7,690.51	1/28	69623	3,517.45

* Indicates break in check number sequence

TXBT-018-011538-001-017-200201 011601 X04

TREASURER OF VAN ZANDT COUNTY
 FINANCIAL CLEARING
 121 E DALLAS RM 101
 CANTON TX 75103

PUBLIC FUNDS CHECKING

[REDACTED] (Continued)

CHECKS IN NUMERICAL ORDER

Date	Check No	Amount	Date	Check No	Amount
1/31	69624	16.00	1/28	69658	380.00
1/28	69625	4,179.00	1/29	69659	94.73
1/24	69626	75.76	1/28	69660	1,000.00
1/22	69627	111.75	1/27	69661	33.36
1/28	69628	96.80	1/28	69662	340.00
1/28	69629	2,865.00	1/29	69663	72.00
1/28	69630	150.00	1/29	69667*	31,880.83
1/29	69631	161.72	1/22	69668	1,520.40
1/31	69632	896.46	1/27	69670*	166.60
1/30	69634*	941.50	1/28	69671	1,827.04
1/27	69635	4,008.39	1/29	69672	1,120.00
1/29	69636	245.00	1/30	69673	60.45
1/31	69637	441.89	1/28	69674	79.62
1/28	69638	155.73	1/28	69675	82.20
1/29	69639	115.00	1/28	69676	18.00
1/29	69640	4,589.19	1/30	69677	571.68
1/28	69641	3,736.37	1/29	69678	1,302.65
1/27	69642	627.73	1/28	69679	151.96
1/27	69643	229,626.00	1/29	69680	288.00
1/28	69644	469.00	1/27	69681	47.78
1/28	69645	3,650.01	1/31	69682	2,145.03
1/28	69646	350.00	1/28	69683	93.33
1/30	69647	43.00	1/28	69686*	8,303.86
1/24	69649*	500.00	1/27	69688*	5,135.20
1/28	69650	162.50	1/28	69689	395.55
1/27	69652*	1,026.89	1/29	69690	5,050.78
1/30	69654*	1,165.70	1/29	69691	11,865.50
1/28	69655	17,335.00	1/22	69692	59,247.86
1/29	69656	1,191.30	1/30	69712*	426.50
1/28	69657	46,942.14	1/29	69714*	398.00

* Indicates break in check number sequence

DAILY BALANCE INFORMATION

Date	Balance	Date	Balance	Date	Balance
1/01	988,493.50	1/07	3,026,460.48	1/13	2,931,928.31
1/02	972,959.79	1/08	2,854,580.64	1/14	2,868,273.04
1/03	841,115.44	1/09	2,760,618.06	1/15	2,830,156.20
1/06	3,029,817.67	1/10	2,846,530.29	1/16	2,838,976.31



Date 1/31/20
PRIMARY ACCOUNT
ENCLOSURES

Page 8
[REDACTED]
304

TREASURER OF VAN ZANDT COUNTY
FINANCIAL CLEARING
121 E DALLAS RM 101
CANTON TX 75103

PUBLIC FUNDS CHECKING

[REDACTED] (Continued)

DAILY BALANCE INFORMATION					
Date	Balance	Date	Balance	Date	Balance
1/17	4,593,840.25	1/24	1,308,176.34	1/30	1,996,806.13
1/21	1,422,446.58	1/27	1,036,320.87	1/31	1,987,088.92
1/22	1,384,067.81	1/28	989,507.17		
1/23	1,314,014.80	1/29	2,002,529.20		

END OF STATEMENT

TXBT-018-011538-001-017-200201 011601 X04

TexPool Participant Services
 C/O Federated Investors Inc.
 1001 Texas Avenue, Suite 1150
 Houston, TX 77002



Participant Statement

VAN ZANDT COUNTY
 FINANCIAL CLEARING FUND
 ATTN KENNY EDWARDS
 121 E DALLAS ST STE 101
 CANTON TX 75103-1496

Statement Period **01/01/2020 - 01/31/2020**

Page 1 of 2

Customer Service **1-866-TEX-POOL**
 Location ID **[REDACTED]**
 Investor ID **[REDACTED]**

TexPool Update

Simplify your payment process with the Vendor Payment Instructions Form. Contact TexPool Participant Services to learn more.

TexPool Summary

Pool Name	Beginning Balance	Total Deposits	Total Withdrawals	Total Interest	Current Balance	Average Balance
Texas Local Government Investment Pool	\$9,136,550.94	\$3,000,000.00	\$1,000,000.00	\$13,653.79	\$11,150,204.73	\$10,104,733.32
Total Dollar Value	\$9,136,550.94	\$3,000,000.00	\$1,000,000.00	\$13,653.79	\$11,150,204.73	

Portfolio Value

Pool Name	Pool/Account	Market Value (01/01/2020)	Share Price (01/31/2020)	Shares Owned (01/31/2020)	Market Value (01/31/2020)
Texas Local Government Investment Pool	[REDACTED]	\$9,136,550.94	\$1.00	11,150,204.730	\$11,150,204.73
Total Dollar Value		\$9,136,550.94			\$11,150,204.73

Interest Summary

Pool Name	Pool/Account	Month-to-Date Interest	Year-to-Date Interest
Texas Local Government Investment Pool	[REDACTED]	\$13,653.79	\$13,653.79
Total		\$13,653.79	\$13,653.79



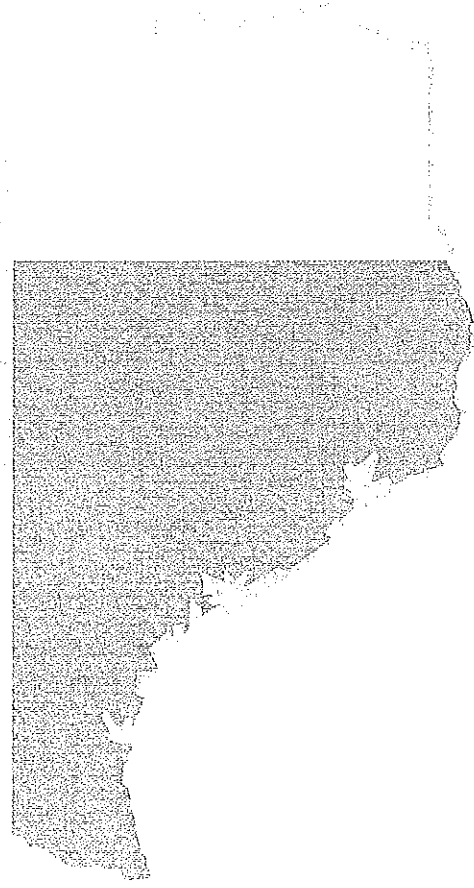
Transaction Detail

Texas Local Government Investment Pool

Participant: VAN ZANDT COUNTY

Pool/Account: XXXXXXXXXX

Transaction Date	Settlement Date	Transaction Description	Transaction Dollar Amount	Share Price	Shares This Transaction	Shares Owned
01/01/2020	01/01/2020	BEGINNING BALANCE	\$9,136,550.94	\$1.00		9,136,550.940
01/21/2020	01/21/2020	TRANSFER DEPOSIT	\$3,000,000.00	\$1.00	3,000,000.000	12,136,550.940
01/29/2020	01/29/2020	WITHDRAWAL	\$1,000,000.00-	\$1.00	1,000,000.000-	11,136,550.940
01/31/2020	01/31/2020	MONTHLY POSTING	\$13,653.79	\$1.00	13,653.790	11,150,204.730
Account Value as of 01/31/2020			\$11,150,204.73	\$1.00		11,150,204.730





Summary Statement

January 2020

Van Zandt County

121 East Dallas Street, Room 101
Canton, TX 75103

TXCLASS

Average Monthly Yield: 1.86%

	Beginning Balance	Contributions	Withdrawals	Income Earned	Income Earned YTD	Average Daily Balance	Month End Balance
██████████ FINANCIAL CLEARING	628,829.95	0.00	0.00	990.43	990.43	629,360.53	629,820.38
Total	628,829.95	0.00	0.00	990.43	990.43	629,360.53	629,820.38



Account Statement

January 2020

Van Zandt County

121 East Dallas Street, Room 101
Canton, TX 75103

TXCLASS [REDACTED]

Summary

Average Monthly Yield: 1.85%

	Beginning Balance	Contributions	Withdrawals	Income Earned	Average Daily Balance	Month End Balance
[REDACTED] FINANCIAL CLEARING	628,829.95	0.00	0.00	990.43	629,360.53	629,820.38

Transactions

Transaction Date	Transaction Description	Contributions & Income Earned	Withdrawals	Balance	Transaction Number
01/01/2020	Beginning Balance			628,829.95	
01/31/2020	Income Earned For The Period	990.43			
01/31/2020	Ending Balance			629,820.38	



Daily Rates

January 2020

TXCLASS

Date	Dividend Rate	Daily Yield
01-Jan-20	0.000053016	1.94%
02-Jan-20	0.000051779	1.90%
03-Jan-20	0.000051505	1.89%
04-Jan-20	0.000051505	1.89%
05-Jan-20	0.000051505	1.89%
06-Jan-20	0.000051505	1.89%
07-Jan-20	0.000051505	1.89%
08-Jan-20	0.000051232	1.88%
09-Jan-20	0.000051232	1.88%
10-Jan-20	0.000051232	1.88%
11-Jan-20	0.000051232	1.88%
12-Jan-20	0.000051232	1.88%
13-Jan-20	0.000050959	1.87%
14-Jan-20	0.000050959	1.87%
15-Jan-20	0.000050959	1.87%
16-Jan-20	0.000050686	1.86%
17-Jan-20	0.000050413	1.85%
18-Jan-20	0.000050413	1.85%
19-Jan-20	0.000050413	1.85%
20-Jan-20	0.000050413	1.85%
21-Jan-20	0.000050413	1.85%
22-Jan-20	0.000050413	1.85%
23-Jan-20	0.000050413	1.85%
24-Jan-20	0.000050139	1.84%
25-Jan-20	0.000050139	1.84%
26-Jan-20	0.000050139	1.84%
27-Jan-20	0.000049866	1.83%
28-Jan-20	0.000049866	1.83%
29-Jan-20	0.000049593	1.82%
30-Jan-20	0.000049593	1.82%
31-Jan-20	0.000049593	1.82%